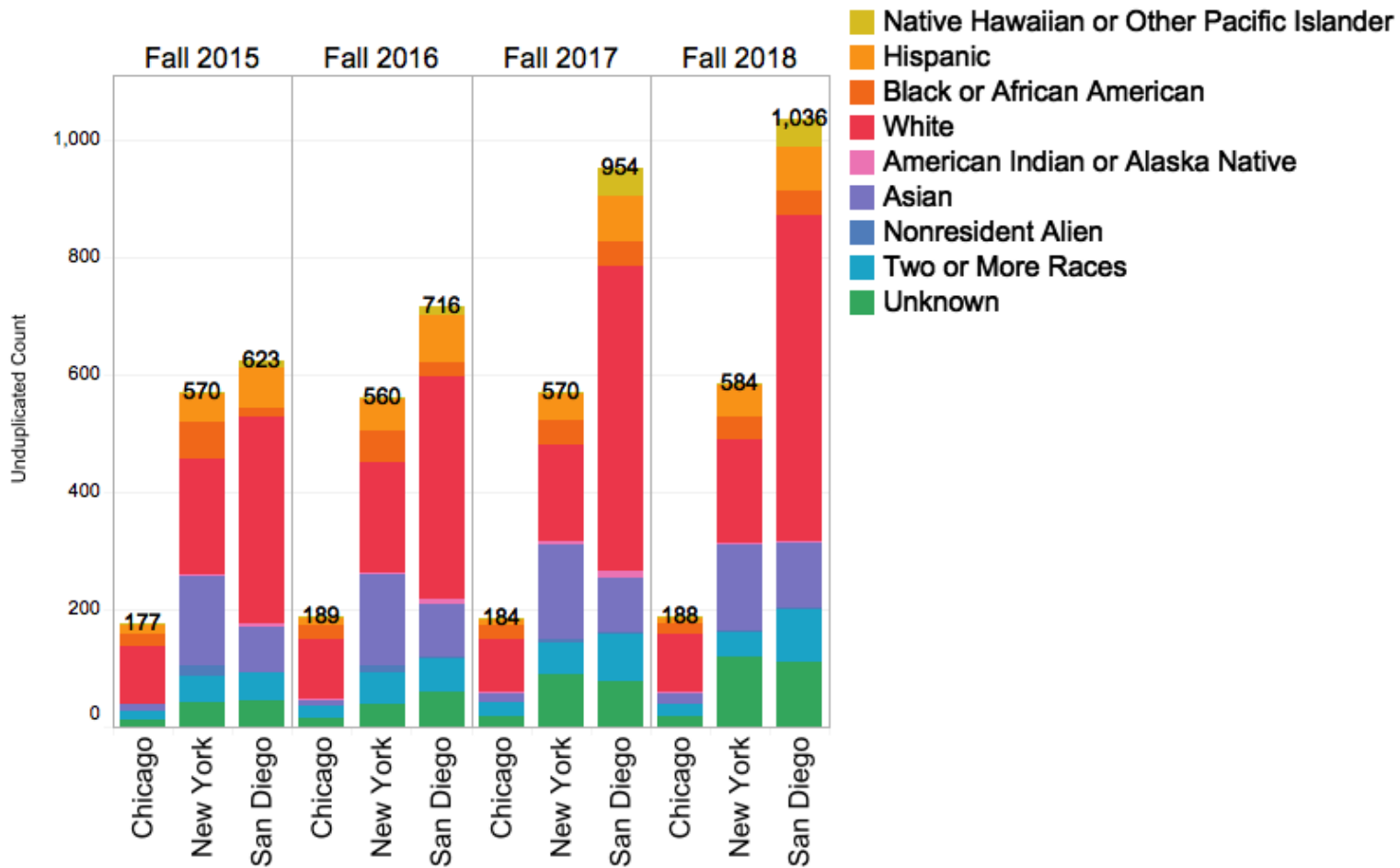


Fall 2015-18 Unduplicated Headcounts

Headcount by Campus, Semester, and Ethnicity

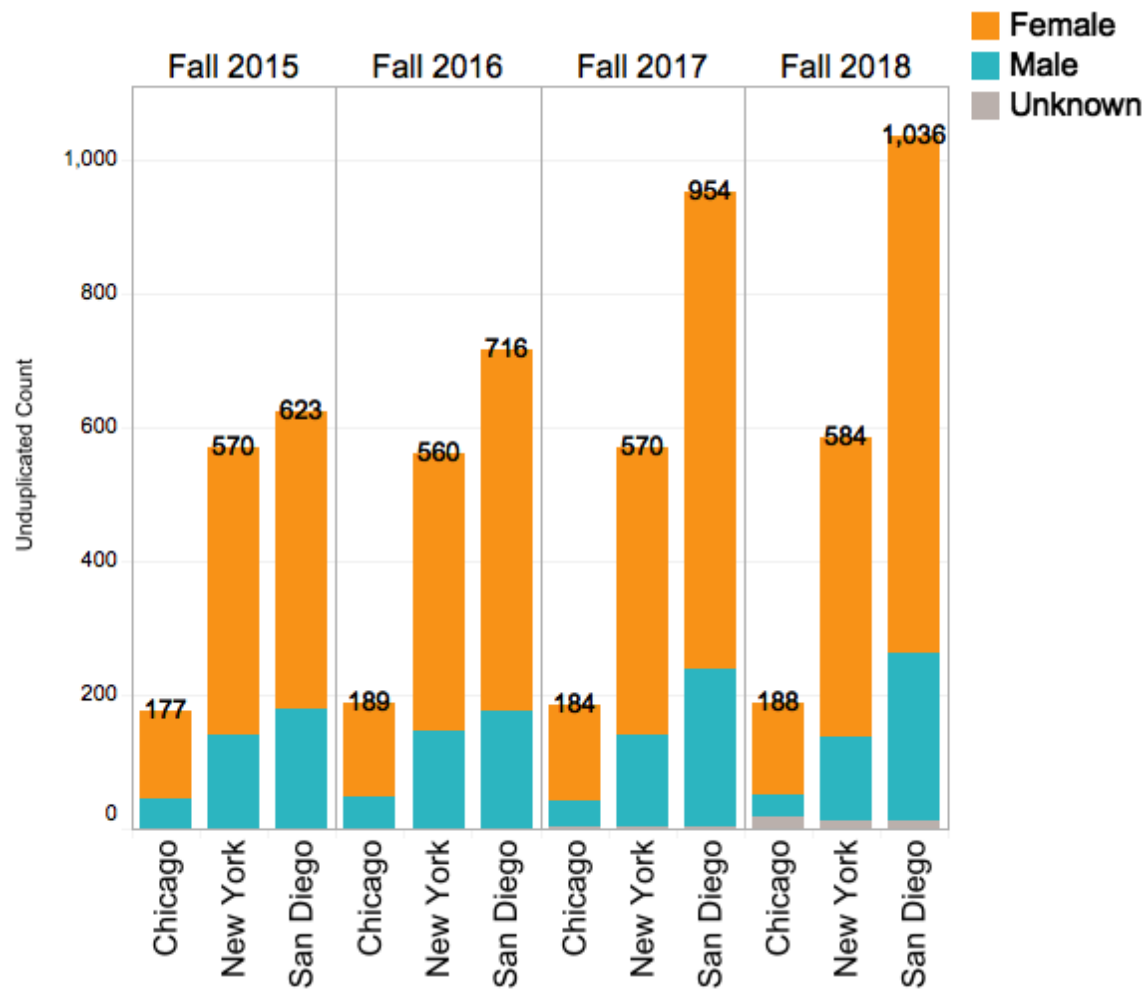
A student headcount is an "unduplicated" count of students (quite literally, of student "heads"). However, if a student was active at more than one campus in the fall, that student would be counted more than once.



Campus	Ethnicity	Fall 2015	Fall 2016	Fall 2017	Fall 2018
Chicago	American Indian or Alaska Native		2	1	1
	Asian	14	10	16	20
	Black or African American	19	23	23	20
	Hispanic	19	15	11	9
	Native Hawaiian or Other Pacific Islander	1	1	1	2
	Two or More Races	13	22	25	22
	Unknown	13	15	17	18
	White	98	101	90	96
	Total	177	189	184	188
New York	American Indian or Alaska Native	3	2	4	3
	Asian	150	158	163	147
	Black or African American	63	53	42	40
	Hispanic	48	53	44	51
	Native Hawaiian or Other Pacific Islander	3	2	2	3
	Nonresident Alien	18	11	5	4
	Two or More Races	46	54	54	40
	Unknown	42	39	90	120
	White	197	188	166	176
Total	570	560	570	584	
San Diego	American Indian or Alaska Native	6	9	10	5
	Asian	78	90	94	111
	Black or African American	14	25	40	42
	Hispanic	68	80	79	76
	Native Hawaiian or Other Pacific Islander	12	14	49	46
	Nonresident Alien		2	3	3
	Two or More Races	47	55	81	88
	Unknown	46	61	77	111
	White	352	380	521	554
Total	623	716	954	1036	
Grand Total	1370	1448	1695	1777	

Fall 2015-18 Counts by Campus, Semester, and Gender

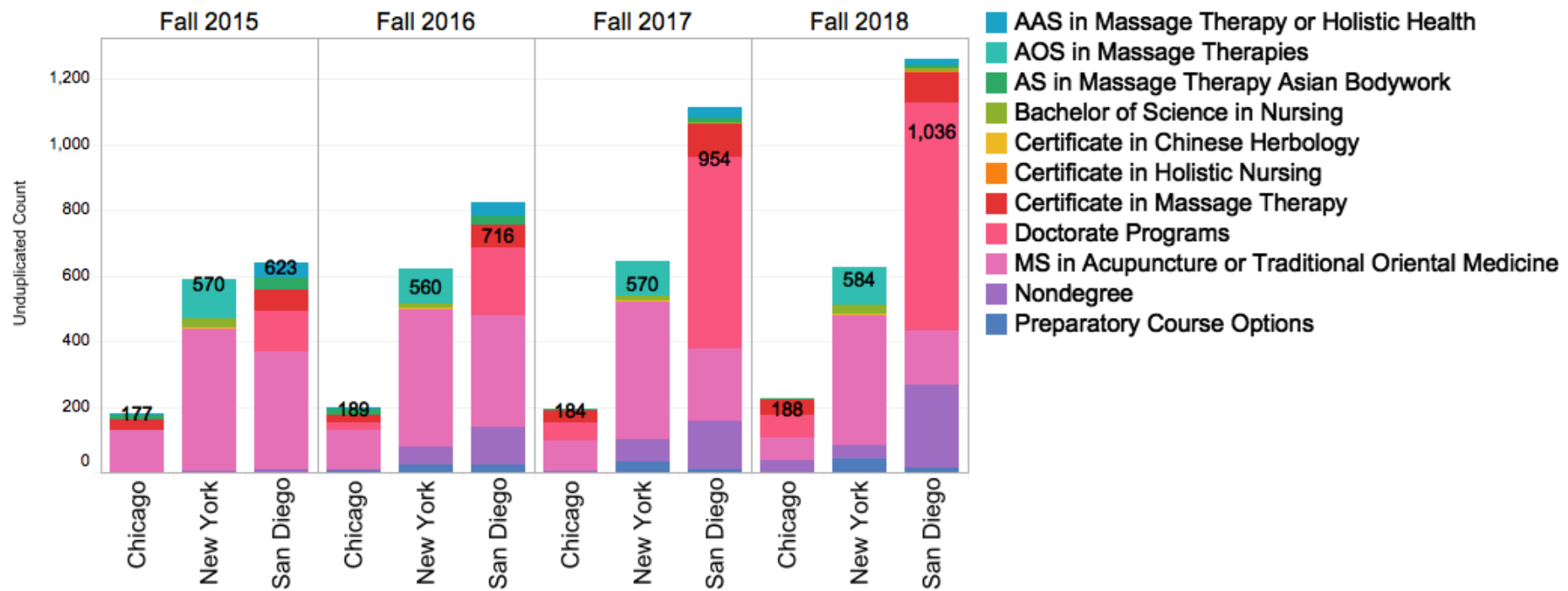
A student headcount is an "unduplicated" count of students (quite literally, of student "heads"). However, if a student was active at more than one campus in the fall, that student would be counted more than once.



Campus	Gender	Fall 2015	Fall 2016	Fall 2017	Fall 2018
Chicago	Female	133	142	141	136
	Male	44	46	41	35
	Unknown		1	2	17
	Total	177	189	184	188
New York	Female	429	415	431	447
	Male	140	144	135	126
	Unknown	1	1	4	11
	Total	570	560	570	584
San Diego	Female	445	539	715	772
	Male	178	177	237	252
	Unknown			2	12
	Total	623	716	954	1036
Grand Total		1370	1448	1695	1777

Fall 2015-18 Counts by Campus, Semester, and Program

A student headcount is an "unduplicated" count of students (quite literally, of student "heads"). However, if a student was active at more than one campus, or active in more than one program in the fall (i.e. graduated from an undergraduate program and entered into a graduate program), that student would be counted more than once.



Campus	Program	Fall 2015	Fall 2016	Fall 2017	Fall 2018
Chicago	AAS in Massage Therapy or Holistic Health	3	4		
	AS in Massage Therapy Asian Bodywork	17	23	5	3
	Certificate in Massage Therapy	33	20	39	45
	Doctorate Programs		22	56	72
	MS in Acupuncture or Traditional Oriental Medicine	126	122	91	67
	Preparatory Course Options		4		
	Nondegree	2	5	4	38
	Total	177	189	184	188
New York	AOS in Massage Therapies	120	106	104	116
	Bachelor of Science in Nursing	26	16	14	24
	Certificate in Chinese Herbology	6	6	1	1
	Certificate in Holistic Nursing			3	4
	MS in Acupuncture or Traditional Oriental Medicine	431	416	419	395
	Preparatory Course Options		21	31	41
	Nondegree	5	58	72	44
	Total	570	560	570	584
San Diego	AAS in Massage Therapy or Holistic Health	46	42	30	20
	AS in Massage Therapy Asian Bodywork	36	31	14	7
	Bachelor of Science in Nursing			4	11
	Certificate in Holistic Nursing				3
	Certificate in Massage Therapy	67	67	102	94
	Doctorate Programs	125	207	583	694
	MS in Acupuncture or Traditional Oriental Medicine	357	341	223	164
	Preparatory Course Options		21	8	12
	Nondegree	10	117	148	257
	Total	623	716	954	1036
Grand Total	1370	1448	1695	1777	