



[Show 40 posts from this thread on one page](#)

[YTMND Forums](http://forums.ytmnd.com/index.php) (<http://forums.ytmnd.com/index.php>)

- [FAQ and Informational Articles](http://forums.ytmnd.com/forumdisplay.php?f=14) (<http://forums.ytmnd.com/forumdisplay.php?f=14>)

- - [TUTORIAL: Getting sound to work with FireFox on Windows.](http://forums.ytmnd.com/showthread.php?t=4312) (<http://forums.ytmnd.com/showthread.php?t=4312>)

max

06-04-2005 05:38 PM

TUTORIAL: Getting sound to work with FireFox on Windows.

thanks

sys

06-04-2005 09:40 PM

Ok, here you go :)

I had to split it up into two posts because i can only include three images per post

Getting sounds to work in Firefox

If you don't have QuickTime installed

1. Go to the following URL to download: <http://www.apple.com/quicktime/download/win.html>

It will ask you for an email address, however you can just enter a fake one.

Apple - QuickTime - Download - Mozilla Firefox

File Edit View Go Bookmarks Tools Help

http://www.apple.com/quicktime/download/win.html

ytmdnd.com - you're the man now dog! Apple - QuickTime - Download

Store iPod + iTunes .Mac QuickTime Support Mac OS X

Download Movie Trailers QuickTime Guide Why QuickTime Products Developer

QuickTime

Download the free player

- QuickTime 6.5 with [iTunes](#) for Win 2000/XP
- QuickTime 6.5 for Win 98/ME

Sign-Up

- FREE bi-weekly [QuickTime News](#) subscription.
- FREE weekly [New Music Tuesday](#) subscription.
- Inform me about Apple news, software updates, and the latest information on products and services to help me make the most of my Apple products.

[Apple Customer Privacy Policy](#)

Email Address

just-enter-a-fake-email-address@dsfdsfss.com

Free Download Now

Upgrade to QuickTime 6 Pro for \$29.99

Whether you use a Macintosh or Windows-based PC, you can harness the power of QuickTime Pro for media authoring and play back of high-quality audio and video. All for just \$29.99.

Five Reasons to Go Pro

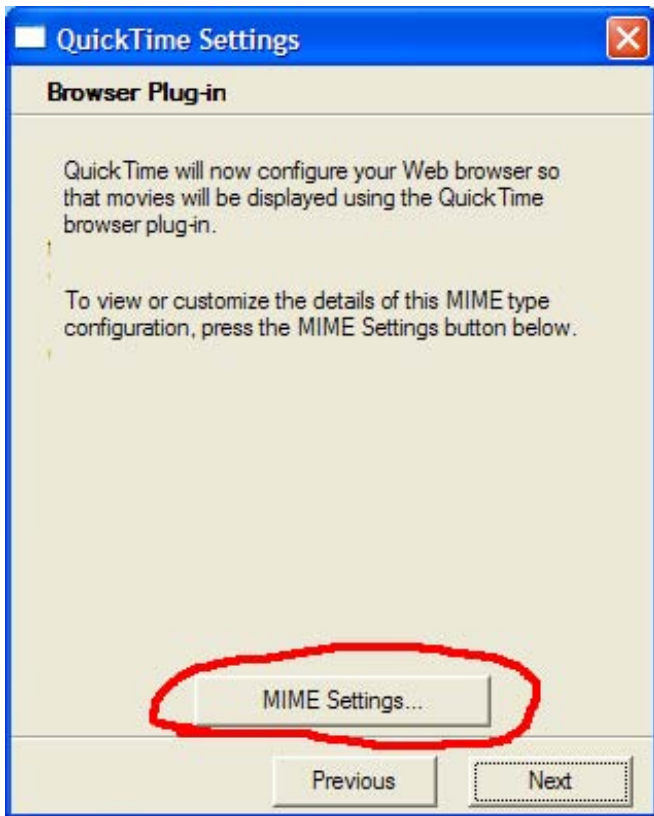
1. Play movies in Full Screen
2. Save movies from the web
3. Do it yourself editing
4. Create MPEG-4 content
5. Create 3GPP & 3GPP2 content

Upgrade Now

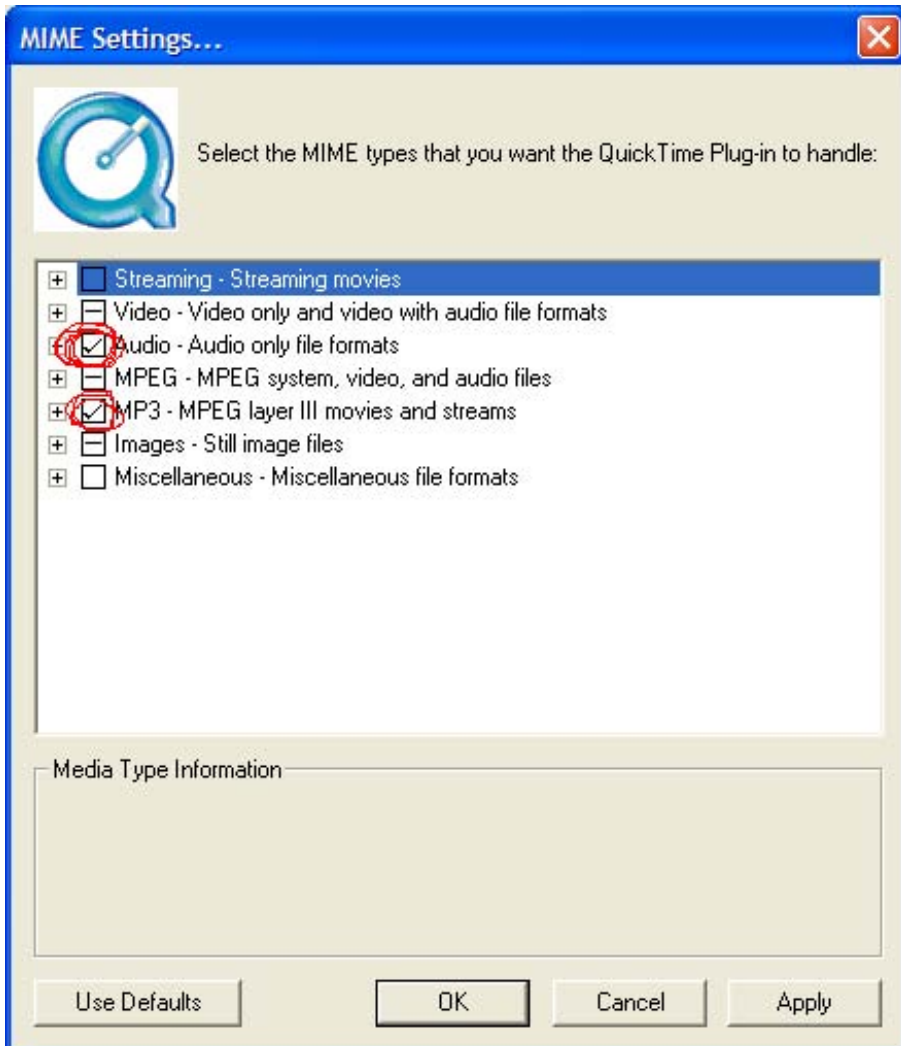
- QuickTime 7 for Mac Features
- Learn More About QuickTime Pro
- QuickTime FAQ
- Version Availability
- QuickTime Standalone Installer

Done

2. Download and run the program. Follow the onscreen instructions until you get to the Browser Plug-In page. Note that you do NOT need to enter a registration key, name, or organization. Click the MIME settings box:



3. Now make sure that the Audio and MP3 boxes have checkmarks in them:



Press OK and finish the installation. Then restart your Firefox browser and sounds should work fine.

sys

06-04-2005 09:40 PM

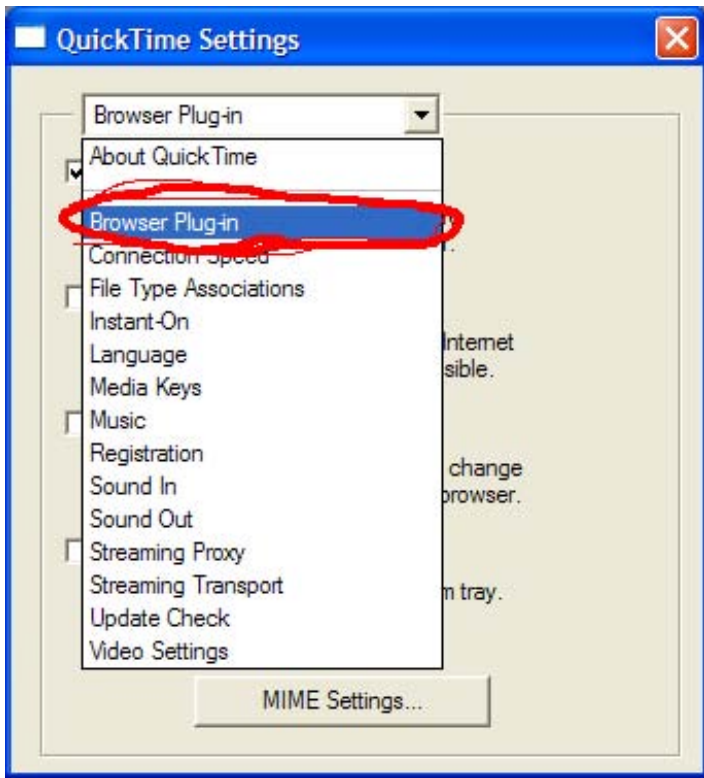
If you've already installed QuickTime

If you've already installed QuickTime, you don't need to re-install it. The settings can be changed by doing the following:

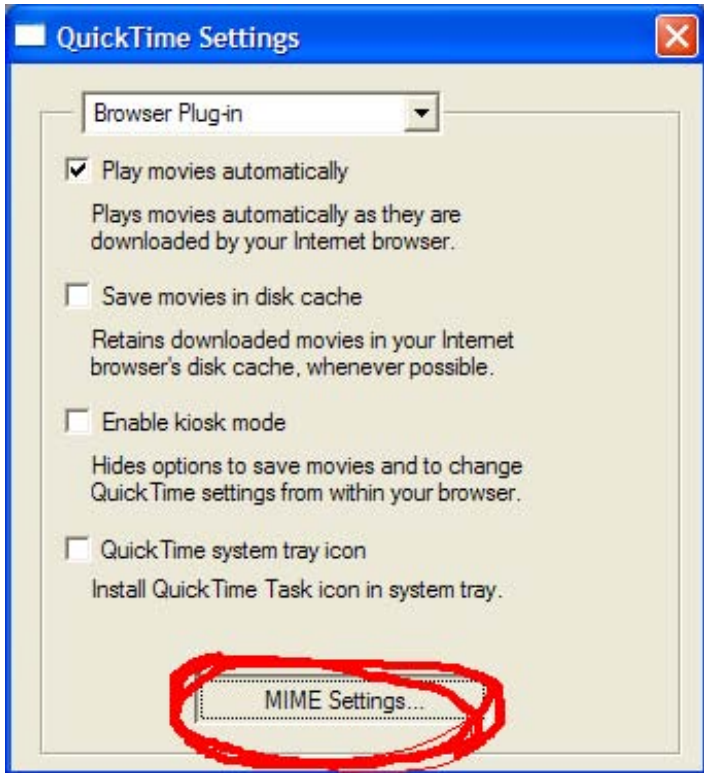
1. Go to Edit, then Preferences, then QuickTime Preferences:



2. Click the scroll-down box and go to Browser Plug-Ins:



3. Click the MIME Settings box:



4. Now make sure that the Audio and MP3 boxes have checkmarks in them (see step 3 above for picture)
Press OK and close the QuickTime player. Then restart your Firefox browser and sounds should work fine.

mef

